

Wall Mounted Systems
Systems 9R2, 12R2, 9RLF, 12RLF

Products

- Wall Mounted
9 - 12,000 BTU
9 - 15,000 BTU RLS
9 - 15,000 BTU - RLS2
18 - 30,000 BTU H/P
18 - 36,000 BTU

Cooling

- Hybrid Flex Inverter
- Cassette
- Large Ceiling
- Universal Floor / Ceiling

Products > Wall Mounted 9 - 12,000 BTU

Wall Mounted



Indoor Unit
Systems: 9R2, 12R2



Indoor Unit
ASU9RLF, 12RLF



Outdoor Unit
AOU9RLF



Outdoor Unit
AOU12RLF



Outdoor Unit
Systems: 9R2, 12R2

Strong, quiet and efficient DC motors are used both indoors and outdoors. High performance fan blades, condensers and evaporators combined with variable speed inverter-driven compressors make for unmatched performance. Variable speed compressors automatically adjust to fluctuating room capacity requirements.

This category of equipment is ideal for smaller spaces where spot cooling or heating is required. Systems 9R2 and 12R2 are 115 volt heat pumps, making residential applications including sunrooms and additions much easier. Stylish, slim and elegant, these popular wall mounted units are designed for single rooms. Indoor units have a clean, aesthetic design and are small but mighty and shorter in length than competing units, helping them blend into any room. 9RLF and 12RLF are ENERGY STAR qualified heat pumps, meaning they save you money on your utility bill and provide both heating and cooling.

As part of the HFI line of components, indoor units ASU9RLF and ASU12RLF are compatible with larger multi-zone outdoor units of the HFI line, meaning less SKUs to stock for distributors.

✉ Ask Fujitsu

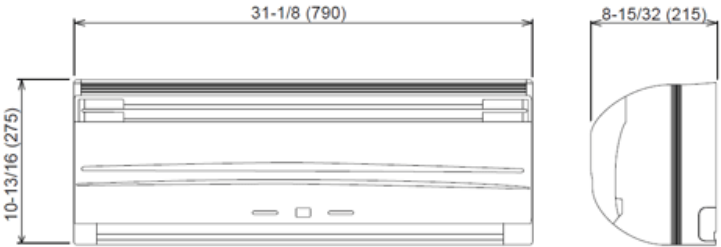
Need Pricing?
Contact a local contractor.

Locate A Contractor



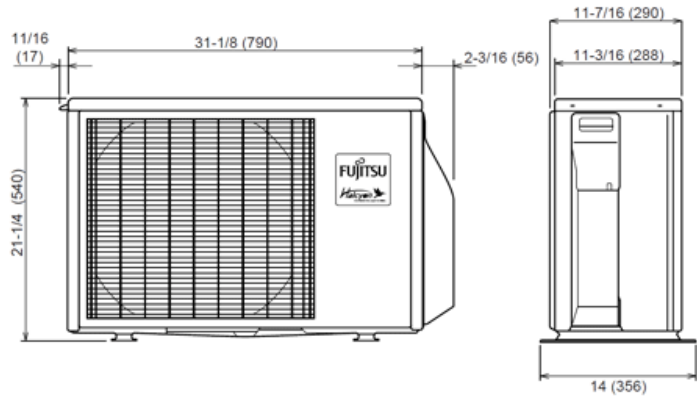
Features Specifications Dimensions Downloads

Indoor Units ASU9R2, 12R2 Inches (Millimeters)

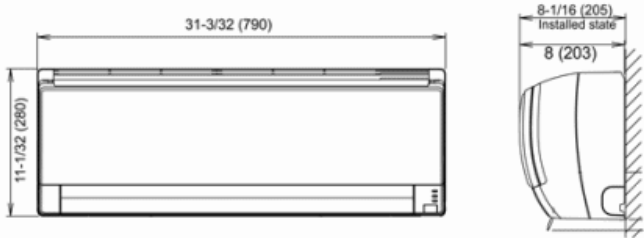


Drain hose length : 22-27/32 inch (580 mm)

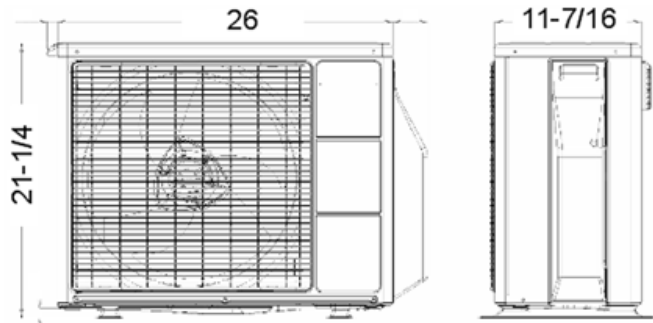
Outdoor Units AOU9R2, 12R2 Inches (Millimeters)



Indoor Units ASU9RLF, ASU12RLF *Inches (Millimeters)*



Outdoor Units AOU9RLFW *Inches*



Outdoor Units AOU12RLFW *Inches*

